

High-dimensional data: LMs and GLMs

Wei Pan

Division of Biostatistics and Health Data Science, School of Public Health,
University of Minnesota, Minneapolis, MN 55414

Email: panxx014@umn.edu

PubH 8475/Stat 8056

Linear Model and Least Squares

- ▶ Main ref: ESL §3.
- ▶ Data: (Y_i, X_i) , $X_i = (X_{i1}, \dots, X_{ip})'$, $i = 1, \dots, n$.
 Y_i : continuous
- ▶ LM: $Y_i = \beta_0 + \sum_{j=1}^p X_{ij}\beta_j + \epsilon_i$,
 ϵ_i 's iid with $E(\epsilon_i) = 0$ and $Var(\epsilon_i) = \sigma^2$.
- ▶ $RSS(\beta) = \sum_{i=1}^n (Y_i - \beta_0 - \sum_{j=1}^p X_{ij}\beta_j)^2 = \|Y - X\beta\|_2^2$.
- ▶ LSE (OLSE): $\hat{\beta} = \arg \min_{\beta} RSS(\beta) = (X'X)^{-1}X'Y$.
- ▶ Nice properties: Under true model,
 $E(\hat{\beta}) = \beta$,
 $Var(\hat{\beta}) = \sigma^2(X'X)^{-1}$,
 $\hat{\beta} \sim N(\beta, Var(\hat{\beta}))$,
Gauss-Markov Theorem: $\hat{\beta}$ has min var among all linear unbiased estimates.

- ▶ Some questions:

$$\hat{\sigma}^2 = RSS(\hat{\beta}) / (n - p - 1).$$

Q: what happens if the denominator is n ?

Q: what happens if $X'X$ is (nearly) singular?

- ▶ What if p is large relative to n ?

- ▶ Variable selection:

forward, backward, stepwise: fast, but may miss good ones;
best-subset: too time consuming.

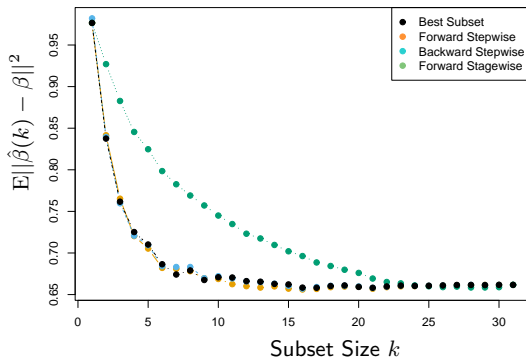


FIGURE 3.6. Comparison of four subset-selection techniques on a simulated linear regression problem $Y = X^T\beta + \varepsilon$. There are $N = 300$ observations on $p = 31$ standard Gaussian variables, with pairwise correlations all equal to 0.85. For 10 of the variables, the coefficients are drawn at random from a $N(0, 0.4)$ distribution; the rest are zero. The noise ε is drawn from a $N(0, 1)$ distribution.

Shrinkage or regularization methods

- ▶ Use regularized or penalized RSS:

$$PRSS(\beta) = RSS(\beta) + \lambda J(\beta).$$

λ : penalization parameter to be determined;
(thinking about the p-value threshold in stepwise selection, or subset size in best-subset selection.)

$J(\cdot)$: prior; both a loose and a Bayesian interpretations; log prior density.

- ▶ Ridge: $J(\beta) = \sum_{j=1}^p \beta_j^2$; prior: $\beta_j \sim N(0, \tau^2)$.

$$\hat{\beta}^R = (X'X + \lambda I)^{-1} X'Y.$$

- ▶ Properties: biased but small variances,

$$E(\hat{\beta}^R) = (X'X + \lambda I)^{-1} X'X\beta,$$

$$\text{Var}(\hat{\beta}^R) = \sigma^2 (X'X + \lambda I)^{-1} X'X (X'X + \lambda I)^{-1} \leq \text{Var}(\hat{\beta}),$$

$$df(\lambda) = \text{tr}[X(X'X + \lambda I)^{-1} X'] \leq df(0) = \text{tr}(X(X'X)^{-1} X') = \text{tr}((X'X)^{-1} X'X) = p,$$

- ▶ Lasso: $J(\beta) = \sum_{j=1}^p |\beta_j|$.
Prior: β_j Laplace or $\text{DE}(0, \tau^2)$;
No closed form for $\hat{\beta}^L$.
- ▶ Properties: biased but small variances,
 $df(\hat{\beta}^L) = \# \text{ of non-zero } \hat{\beta}_j^L \text{'s (Zou et al)}$.
- ▶ Special case: for $X'X = I$, or simple regression ($p = 1$),
 $\hat{\beta}_j^L = \text{ST}(\hat{\beta}_j, \lambda) = \text{sign}(\hat{\beta}_j)(|\hat{\beta}_j| - \lambda)_+$,
compared to:
 $\hat{\beta}_j^R = \hat{\beta}_j / (1 + \lambda)$,
 $\hat{\beta}_j^H = \text{HT}(\hat{\beta}_j, \lambda) = \hat{\beta}_j I(|\hat{\beta}_j| > \lambda)$,
 $\hat{\beta}_j^B = \text{HT2}(\hat{\beta}_j, M) = \hat{\beta}_j I(\text{rank}(|\hat{\beta}_j|) \leq M)$.
- ▶ A key property of Lasso: $\hat{\beta}_j^L = 0$ for large λ , but not $\hat{\beta}_j^R$.
—simultaneous parameter estimation and selection.

- ▶ Note: for a convex $J(\beta)$ (as for Lasso and Ridge), min PRSS is equivalent to:

$$\min RSS(\beta) \text{ s.t. } J(\beta) \leq t.$$
- ▶ Offer an intuitive explanation on why we can have $\hat{\beta}_j^L = 0$; see Fig 3.11.
 Theory: $|\beta_j|$ is singular at 0; Fan and Li (2001).
- ▶ How to choose λ ?
 obtain a solution path $\hat{\beta}(\lambda)$, then, as before, use tuning data or CV or model selection criterion (e.g. AIC or BIC).
- ▶ Least Angle Regression (LARS): fast to find solution paths in LMs.
- ▶ Example: R code ex3.1.r

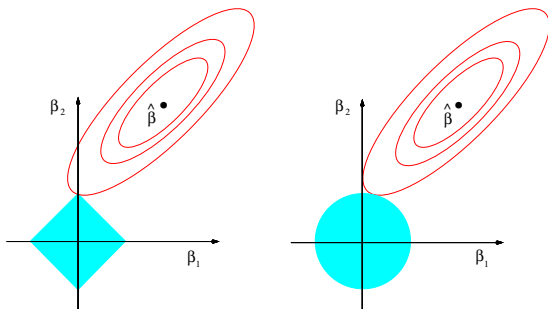
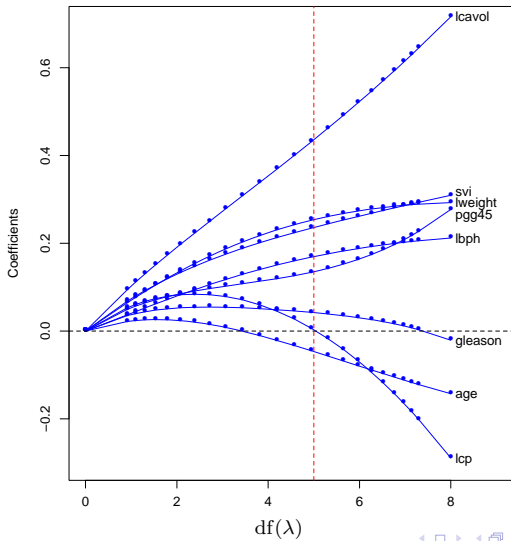
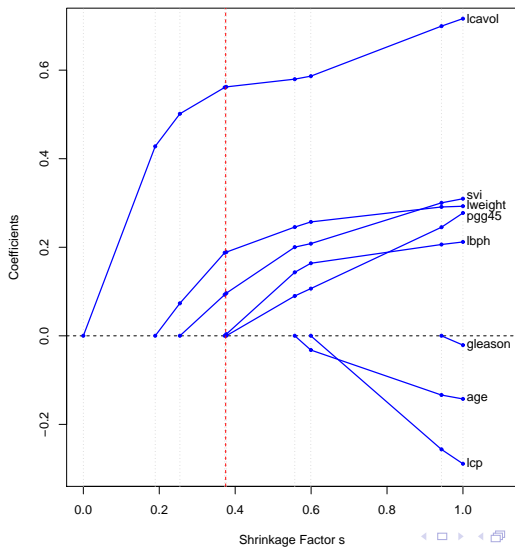


FIGURE 3.11. Estimation picture for the lasso (left) and ridge regression (right). Shown are contours of the error and constraint functions. The solid blue areas are the constraint regions $|\beta_1| + |\beta_2| \leq t$ and $\beta_1^2 + \beta_2^2 \leq t^2$, respectively, while the red ellipses are the contours of the least squares error function.





- ▶ Lasso: biased estimates; alternatives:
- ▶ Relaxed lasso: 1) use Lasso for VS; 2) then use LSE or MLE on the selected model.
- ▶ Use a non-convex penalty:
 SCAD: eq (3.82) on p.92;
 Bridge $J(\beta) = \sum_j |\beta_j|^q$ with $0 < q < 1$;
 Adaptive Lasso (Zou 2006): $J(\beta) = \sum_j |\beta_j|/|\tilde{\beta}_{j,0}|$;
 Truncated Lasso Penalty (Shen, Pan & Zhu 2012, JASA):
 $TLP(\beta; \tau) = \sum_j \min(|\beta_j|, \tau)$, or
 $TLP(\beta; \tau) = \sum_j \min(|\beta_j|/\tau, 1) \rightarrow I(\beta \neq 0)$ as $\tau \rightarrow 0^+$.
 MCP: ...
- ▶ Choice b/w Lasso and Ridge: bet on a sparse model?
 risk prediction for GWAS (Austin, Pan & Shen 2013, *SADM*).
- ▶ Elastic net (Zou & Hastie 2005):

$$J(\beta) = \sum_j \alpha |\beta_j| + (1 - \alpha) \beta_j^2$$

may select more (correlated) X_j 's.

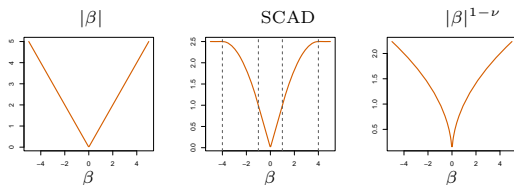


FIGURE 3.20. *The lasso and two alternative non-convex penalties designed to penalize large coefficients less. For SCAD we use $\lambda = 1$ and $a = 4$, and $\nu = \frac{1}{2}$ in the last panel.*

- ▶ **Group** Lasso: a group of variables $\beta_{(g)} = (\beta_{j1}, \dots, \beta_{jp_g})'$ are to be 0 (or not) at the same time,

$$J(\beta) = \sum_g \sqrt{p_g} \|\beta_{(g)}\|_2$$

L_2 -norm; not L_1 /Lasso or **squared** L_2 /Ridge.

better in VS (but worse for parameter estimation?)

- ▶ Group SCAD: $J(\beta) = \sum_g \sqrt{p_g} \text{SCAD}(\|\beta_{(g)}\|_2)$
- ▶ Group TLP: $J(\beta, \tau) = \sum_g \sqrt{p_g} \text{TLP}(\|\beta_{(g)}\|_2; \tau)$
- ▶ Sparse Group Lasso: $J(\beta) = (1 - \alpha) \sum_g \sqrt{p_g} \|\beta_{(g)}\|_2 + \alpha \|\beta\|_1$
- ▶ **Grouping**/fusion penalties: encouraging equalities b/w β_j 's (or $|\beta_j|$'s).
 - ▶ Fused Lasso: $J(\beta) = \sum_{j=1}^{p-1} |\beta_j - \beta_{j+1}|$
 $J(\beta) = \sum_{(j,k) \in G} |\beta_j - \beta_k|$
 - ▶ Generalized Lasso: $J(\beta) = \|D\beta\|_1$
 - ▶ Grouping pursuit (Shen & Huang 2010, JASA):

$$J(\beta; \tau) = \sum_{j=1}^{p-1} \text{TLP}(\beta_j - \beta_{j+1}; \tau)$$

► Grouping penalties:

- Zhu, Shen & Pan (2013, JASA):

$$J_2(\beta; \tau) = \sum_{j=1}^{p-1} TLP(|\beta_j| - |\beta_{j+1}|; \tau);$$

$$J(\beta; \tau_1, \tau_2) = \sum_{j=1}^p TLP(\beta_j; \tau_1) + J_2(\beta; \tau_2);$$

- Kim, Pan & Shen (2013, Biometrics):

$$J'_2(\beta) = \sum_{j \sim k} |I(\beta_j \neq 0) - I(\beta_k \neq 0)|;$$

$$J_2(\beta; \tau) = \sum_{j \sim k} |TLP(\beta_j; \tau) - TLP(\beta_k; \tau)|;$$

- Dantzig Selector (§3.8).
► Theory (§3.8.5).

Logistic regression

- ▶ Binary or multinomial logit model: for $k = 1, \dots, K - 1$,

$$\log \frac{Pr(k|x)}{Pr(K|x)} = \beta_{0,k} + x' \beta_{1,k},$$

or equivalently,

$$Pr(k|x) = \frac{\exp(\beta_{0,k} + x' \beta_{1,k})}{1 + \sum_{l=1}^{K-1} \exp(\beta_{0,l} + x' \beta_{1,l})}.$$

Then $\hat{G}(x) = \arg \max_k Pr(k|x)$.

- ▶ x can be expanded to include high-order terms.
- ▶ Parameter estimation: MLE
Note: approx equivalent to fitting multiple binary logit models separately (Begg & Gray, 1984, Biometrika).
- ▶ Logistic reg vs L/QDA: the former is more general; the latter has a stronger assumption and thus possibly more efficient if ...; Logistic reg is quite good.
- ▶ Example code: ex4.1.r

Penalized logistic regression (§18.3.2, 18.4)

- ▶ Need VS or regularization for a large p .
- ▶ Add a penalty term $J(\beta)$ to $-\log L$
 $J(\beta)$ can be Lasso, ..., as before.
- ▶ Computing algorithms: a Taylor expansion (i.e. quadratic approx) of $\log L$, then the same as penalized LR.
- ▶ R package `glmnet`: an elastic net penalty.
hence do either Lasso or Ridge (or both).

R packages for penalized GLMs (and Cox PHM)

- ▶ `glmnet`: Ridge, Lasso and Elastic net.
- ▶ `ncvreg`: SCAD, MCP.
- ▶ `glmtp`: TLP.
- ▶ `grpreg`: group Lasso, group SCAD, ...
- ▶ `seagull`, `SGL`: sparse group Lasso.
- ▶ `genlasso`: generalized Lasso for LMs, including fused Lasso.
- ▶ `FGSG`: grouping/fusion penalties (based on Lasso, TLP, etc) for LMs
- ▶ More general convex programming: `CVXR`; like `CVX`, `CVXPY`.
- ▶ Example 3.3.R

Computational Algorithms

- ▶ Quadratic programming: the original for Lasso; slow.
- ▶ LARS (§3.8): the solution path is piece-wise linear; at a cost of fitting several single LMs; not general?
- ▶ Incremental Forward Stagewise Regression (§3.8): approx; related to boosting.
- ▶ A simple (and general) way: $|\beta_j| = \beta_j^2 / |\hat{\beta}_j^{(r)}|$;
truncate a current estimate $|\hat{\beta}_j^{(r)}| \approx 0$ at a small ϵ .
- ▶ Coordinate-descent algorithm (§3.8.6): update each β_j while fixing others at the current estimates—recall we have a closed-form solution for a single β_j !
simple and general but not applicable to grouping penalties.
- ▶ ADMM (Boyd et al 2011).
<http://stanford.edu/~boyd/admm.html>
- ▶ For TLP: iterating b/w Difference of Convex (DC) (or MM alg.) and (weighted) lasso

Inference

- ▶ Q: How to get a p-value or CI for a predictor?
Challenges: biased estimates; selection bias
- ▶ Sample splitting (to two parts): 1. using the training data for (Lasso) penalized reg (for VS); 2. using the validation data to fit the selected model for inference by OLSE or MLE.
Refs: Wasserman & Roeder (2009, AoS); Meinshausen, Meier & Bühlmann (2009, JASA).
+: simple; more general.
-: loss of efficiency. Better with repeated/multiple splitting.
R package: `hdi`, function `multi.split()` or `hdi()`.
- ▶ Debiased/de-sparsified lasso (or lasso projection): next page.
R package: `hdi`, function `lasso.proj()`.
- ▶ Ref: Dezeure et al (2015, *Stat Sci*).
<https://arxiv.org/pdf/1408.4026.pdf>
Example: `ex3.4.R`

Lasso projection

- ▶ Model: $Y = X\beta + \epsilon$, $X = (X^{(1)}, X^{(2)}, \dots, X^{(p)})$
- ▶ Fact 1: $\beta_j \neq b_j$ unless ...
working model: $Y = X^{(j)}b_j + e$
- ▶ Fact 2: LSEs $\hat{\beta}_j = \hat{b}_j$ if $p < n$ AND
 $Y = Z^{(j)}b_j + e$, $Z^{(j)}$ is a residual vector of regressing $X^{(j)}$ on all other $X^{(k)}$'s with $k \neq j$.

Why? $Z^{(j)} \perp X^{(k)}$

$$\hat{b}_j = (Z^{(j)})'Y / (Z^{(j)})'Z^{(j)} = (Z^{(j)})'Y / (Z^{(j)})'X^{(j)}.$$

$$E(\hat{b}_j) = \beta_j + \sum_{k \neq j} P_{jk}\beta_k, \quad P_{jk} = (Z^{(j)})'X^{(k)} / (Z^{(j)})'X^{(j)}.$$

$$P_{jk} = 0.$$

- ▶ For $p > n$, use Lasso to get $Z^{(j)}$, then $P_{jk} \neq 0$.

$$\hat{\beta}_{C,j} = \hat{b}_j - \sum_{k \neq j} P_{jk}\hat{\beta}_k,$$

$\hat{\beta}$: Lasso estimates.

$$\hat{\beta}_{C,j} \sim N(\beta_j, v_j).$$

Inference

- ▶ TLP/SCAD: if interested in β_j (that can be high-d for TLP),
1. use the whole sample to fit a penalized reg model by penalizing all parameters **except** β_j ; 2. apply the usual Wald or LRT to get the p-value or CI for β_j .
Refs: Zhu, Shen & Pan (2020, JASA); Shi et al (2019, AoS).
- ▶ Model-X Knockoffs: FDR control for VS.
R package: `knockoff`.
<https://web.stanford.edu/group/candes/knockoffs/index.html>
- ▶ Conformal inference: can give prediction intervals; ...
R package: <https://github.com/ryantibs/conformal>

Sure Independence Screening (SIS)

- ▶ Q: penalized (or stepwise ...) regression can do automatic VS; just do it?
- ▶ Key: there is a cost/limit in performance/speed/theory.
- ▶ Q2: some methods (e.g. LDA/QDA/RDA) do not have VS, then what?
- ▶ Going back to basics: first conduct VS in marginal analysis,
 - 1) $Y \sim X_1, Y \sim X_2, \dots, Y \sim X_p$;
 - 2) choose a few top ones, say p_1 ;
 p_1 can be chosen somewhat arbitrarily, or treated as a tuning parameter
 - 3) then apply penalized reg (or other VS) to the selected p_1 variables.
- ▶ Called SIS with theory (Fan & Lv, 2008, JRSS-B).
R package SIS;
iterative SIS (ISIS); why? a limitation of SIS ...

Using Derived Input Directions

- ▶ PCR: PCA on X , then use the first few PCs as predictors.
Use a few top PCs explaining a majority (e.g. 85% or 95%) of total variance;
of components: a tuning parameter; use (genuine) CV;
Used in genetic association studies, even for $p < n$ to improve power.
+: simple;
-: PCs may not be related to Y .

- ▶ Partial least squares (PLS): multiple versions; see Alg 3.3.
Main idea:
 - 1) regress Y on each X_j univariately to obtain coef est ϕ_{1j} ;
 - 2) first component is $Z_1 = \sum_j \phi_{1j} X_j$;
 - 3) regress X_j on Z_1 and use the residuals as new X_j ;
 - 4) repeat the above process to obtain Z_2, \dots ;
 - 5) Regress Y on Z_1, Z_2, \dots
- ▶ Choice of # components: tuning data or CV (or AIC/BIC?)
- ▶ Contrast PCR and PLS:

PCA: $\max_{\alpha} \text{Var}(X\alpha)$ s.t.;

PLS: $\max_{\alpha} \text{Cov}(Y, X\alpha)$ s.t. ...;

Continuum regression (Stone & Brooks 1990, JRSS-B)
- ▶ Penalized PCA (...) and Penalized PLS (Huang et al 2004, BI; Chun & Keles 2012, JRSS-B; R packages ppls, spls).
- ▶ Example code: ex3.2.r

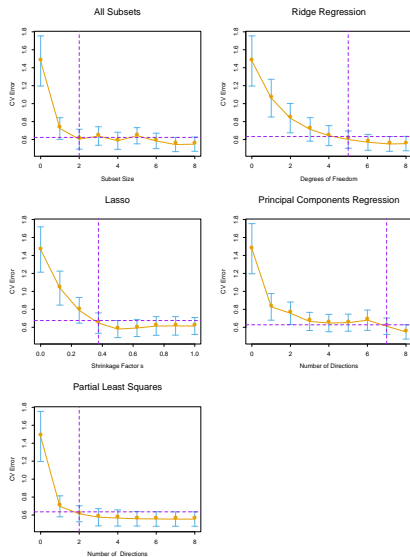


FIGURE 3.7. Estimated prediction error curves and their standard errors for the various selection and